
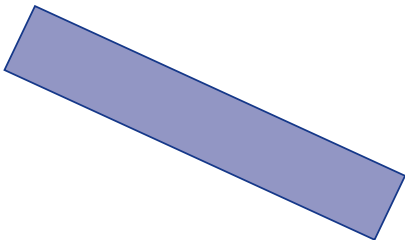

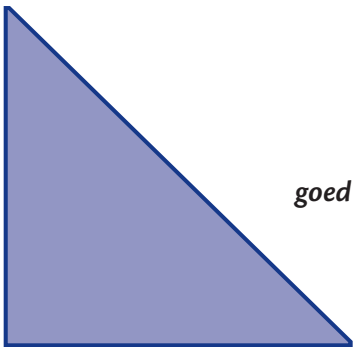
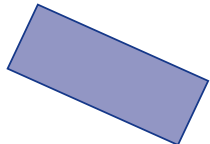
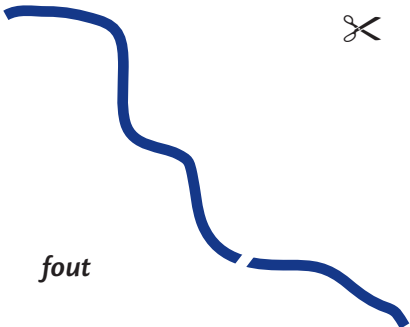


Halveren

Voorbeelden onderbouw

Hoe ziet de helft eruit? Teken, vouw, breek of bereken de helft!

A Vouwblaadje	B Hoeveelheid	C Plank of strook	D Stuk touw
	0000 0000 0000 0000 0000		
 <p style="text-align: right;"><i>goed</i></p>	0000 0000 <p style="text-align: center;"><i>fout</i></p>	 <p style="text-align: right;"><i>goed</i></p>	 <p style="text-align: center;"><i>fout</i></p>